


## ■低温漂合金片式固定电阻器

## Low-Temperature Drift Metal Strip Chip Fixed Resistor



### ◆特征 Features

- \* 最高功率可达 3W
- \* 最低 TCR 为 $\pm 50$  ppm/ $^{\circ}\text{C}$
- \* 低寄生电感小于 5 纳亨
- \* 适应再流焊与波峰焊
- \* 装配成本低，并与自动装贴设备匹配
- \* 适于作电流探测用电阻器，如电源电路等
- \* 机械强度高、高频特性优越
- \* 符合 ROHS 指令要求
- \* 潮敏等级：MSL 1
- The highest power is up to 3W.
- The lowest TCR is  $\pm 50$  ppm/ $^{\circ}\text{C}$ .
- Low inductance  $< 5\text{nH}$ .
- Suit for re-flow and wave flow solder.
- Low assembly cost, suit for automatic SMT equipment.
- Current detecting resistors for power supply, etc.
- Superior mechanical and frequency characteristics.
- Compliant with RoHS directive.
- MSL Class: MSL 1

### ◆应用领域 Application

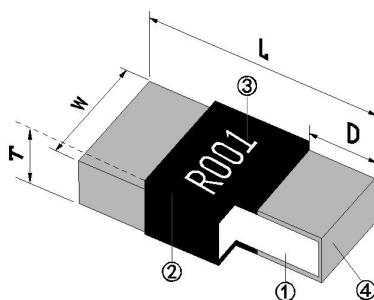
\* 开关电源、过电流保护、电压调节器、电源转换器、充电器、便携式设备等。

Switching Power Supply、Over Current Protection、Voltage Regulation Module(VRM)、DC-DC Converter、Charger、Portable Devices etc.

### ◆型号表示方法 Part Number

<div>MG</div> <div>↓</div>	<div>N</div> <div>↓</div>	<div>12</div> <div>↓</div>	<div>X</div> <div>↓</div>	<div>R001</div> <div>↓</div>	<div>F</div> <div>↓</div>	<div>T</div> <div>↓</div>	<div>D</div> <div>↓</div>						
产品代号 Product Code	额定功率代号 Power Rating Code		型号代号 Type Code		电阻温度系数代号 T.C.R Code		电阻值代号 Resistance Value Code	阻值误差精度代号 Resistance Tolerance Code		包装方式代号 Packing Style Code		类别代号 Type Code	
低温漂合金片式固定电阻器 Low-temp erature drift Metal Strip Chip Fixed Resistor	代号 Code	额定功率 Power Rating	代号 Code	型号 Type	代号 Code	T.C.R ppm/℃	Units: Ω Decimal point should be expressed "R"; Units: mΩ Decimal point should be expressed 'M' 例如 Example: R001=0.001Ω R020=0.020Ω 0M50=0.50mΩ	代号 Code	误差精度 Tolerance	代号 Code	包装方法 Packing Style	代号 Code	说明 Description
	L	2W	12	2512	H	±50		D	±0.5%	T	编带包装 Tape & Reel	D	低温漂 Low-tempe rature drift
					X	±75		F	±1%				
	N	3W			K	±100		G	±2%				
					J	±150		J	±5%				

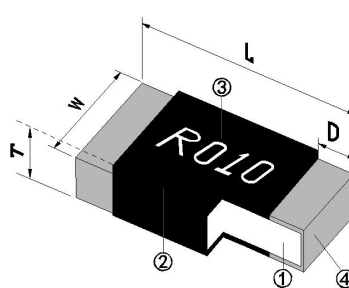
### ◆产品结构 Construction



四位数白色标记

Four digit white marking

( $2512 \leq R003$  大电极 large electrode)



四位数白色标记

Four digit white marking

( $2512 \geq R004$ )

- ① 合金层 Alloy Plate
- ② 保护 Overcoat
- ③ 标记 Marking
- ④ Sn 层 Solder Plating

### ◆规格尺寸 Dimensions

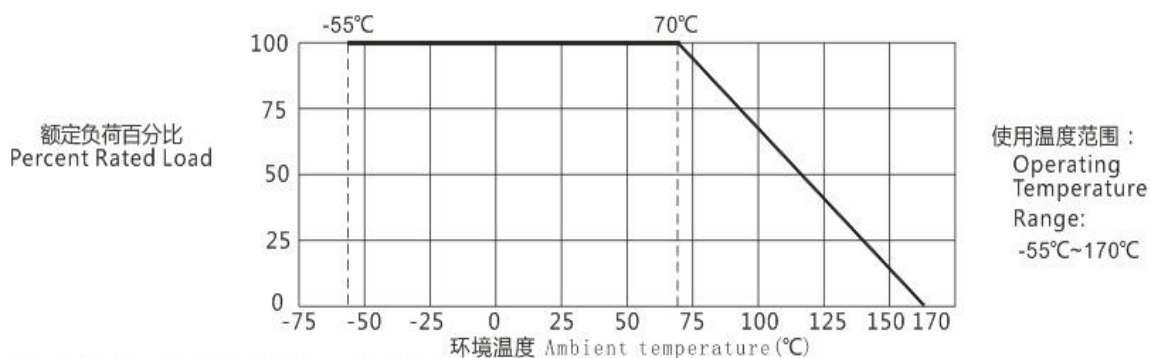
型号 Type	阻值范围 Resistance Range (mΩ)	阻值代号 Resistance code	L (mm)	W (mm)	T (mm)	D (mm)
2512	0.5	0M50	6.45±0.20	3.20±0.20	1.00±0.15	2.30±0.30
	1 ~ 3	R001 ~ R003			0.85±0.15	2.20±0.30
	4 ~ 30	R004 ~ R030				1.05±0.25

注：产品采用符合高频应用的材料（如锰铜、卡玛），具备低寄生电感值。

Note: The product adopts materials that meet high-frequency applications (such as manganese copper, karma) with low parasitic inductance value.

### ◆产品特性曲线图 Product Characteristic Curve

\*负荷下降曲线 Derating Curve



注：当电阻使用的环境温度超过70°C时，其额定负荷（额定功率）按上述曲线下降。

Note: For resistors operated in ambient over 70°C, rated load (rated power) shall be derated in accordance with the above figure.

### ◆电性能参数 Electrical Performance Parameters

型号 Type	70°C下额定功率 Rating Power at 70°C (W)	元件极限电流 Limiting Element Current (A)	最大过负荷电流 Max. Over load Current (A)	阻值范围 Resistance Range (mΩ)
2512	2、3	77.46	173.20	0.5
		54.77	122.47	1
		38.73	86.60	2
		31.62	70.71	3 ~ 4
		24.49	54.77	5 ~ 20
	2	9.76	21.82	21 ~ 30

注 Note:

1. 电流为直流或交流有效值。

Current of DC or AC RMS value.

2. 额定电流 =  $\sqrt{\text{额定功率} / \text{标称电阻值}}$  或元件极限电流两者中的较小值。

$I = \sqrt{P / R}$  or Limiting element current whichever is lower.

I: 额定电流 Rated Current (A) ; P: 额定功率 Rated power (W) ; R: 标称阻值 Normal resistance (Ω)

型号 Type	阻值范围 Resistance Range (mΩ)	电阻温度系数 TCR (ppm/°C)			
		标称阻值允许偏差 Resistance Tolerance			
		±0.5%	±1%	±2%	±5%
2512	0.5	--	±150, ±100, ±50	±150, ±100, ±50	±150, ±100, ±50
	1	±75、±50	±75、±50	±75、±50	±75、±50
	2 ~ 30	±50	±50	±50	±50

### ◆可靠性测试方法 Reliability Test Method

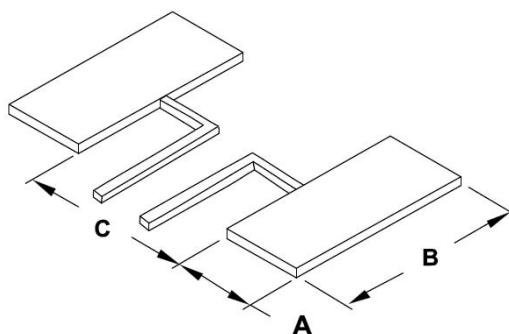
项目 Item	标准 Specifications	测试方法 Test Methods
可焊性 Solderability	可焊面积≥95% 95% Cover Min	IEC 60115-1 11.1 245℃±5℃锡槽，保持 3s±0.3s。 Lead-free solder bath at 245℃±5℃ for 3s±0.3s.
电阻温度系数 T.C.R	在规定值内 Within specified T.C.R	IEC 60115-1 6.2 +20℃/+125℃/+20℃
温度快速变化 Rapid Change of Temperature	无可见损伤 No mechanical damage △R≤±1.0%R	IEC 60115-1 10.1 -55℃(30 分钟)~常温(5 分钟)~125℃(30 分钟)300 个循环。 -55℃(30min)~normal temperature(5min)~125℃(30min) 300cycles
耐焊接热 Resistance to Soldering Heat	无可见损伤 No mechanical damage △R≤±1.0%R	IEC 60115-1 11.2 270℃±5℃锡槽，保持 10s±1s。 Lead-free solder bath at 270℃±5℃ for 10s±1s.
短时间过负载 Short Time Overload	无可见损伤 No mechanical damage △R≤±1.0%R	IEC 60115-1 8.1 5 倍额定功率，保持 5 秒。 5×Rated Power for 5 s.
基板弯曲试验 Substrate Bending Test	无可见损伤 No mechanical damage △R≤±1.0%R	IEC 60115-1 9.8 弯曲距离(Bending distance): 2mm。 保持时间(Duration): 60s±5s.
稳态湿热 Damp Heat, Steady State	无可见损伤 No mechanical damage △R≤±1.0%R	IEC 60115-1 10.4 40℃±2℃, 93%RH±3%RH, 1000 小时, 额定电流或元件极限电流（取最少者）通 1.5 小时/断 0.5 小时。 40℃±2℃, 93%RH±3%RH, 1000h, Rated current or limiting element current whichever is lower 1.5h ON/0.5h OFF
70℃耐久性 Endurance at 70℃	无可见损伤 No mechanical damage △R≤±1.0%R	IEC 60115-1 7.1 70℃±2℃, 1000 小时, 额定电流或元件极限电流（取最少者）通 1.5 小时/断 0.5 小时。 70℃±2℃, 1000h, Rated current or limiting element current whichever is lower 1.5h ON/0.5h OFF
上限类别温度耐久性 Endurance at Upper Category Temperature	无可见损伤 No mechanical damage △R≤±1.0%R	IEC 60115-1 7.3 170℃±2℃, 1000 小时 170℃±2℃ 1000h
耐溶剂 Component Solvent Resistance	无可见损伤 No mechanical damage △R≤±1.0%R	IEC 60115-1 11.3 异丙醇(IPA), 23℃±5℃, 浸 10 小时 Iso-propyl alcohol(IPA), 23℃±5℃, 10h

### ◆包装 Packaging

包装方式见附录 Packaging can refer to the appendix.

## 附录 Appendix I

### ◆推荐焊盘尺寸 Solder pad dimensions

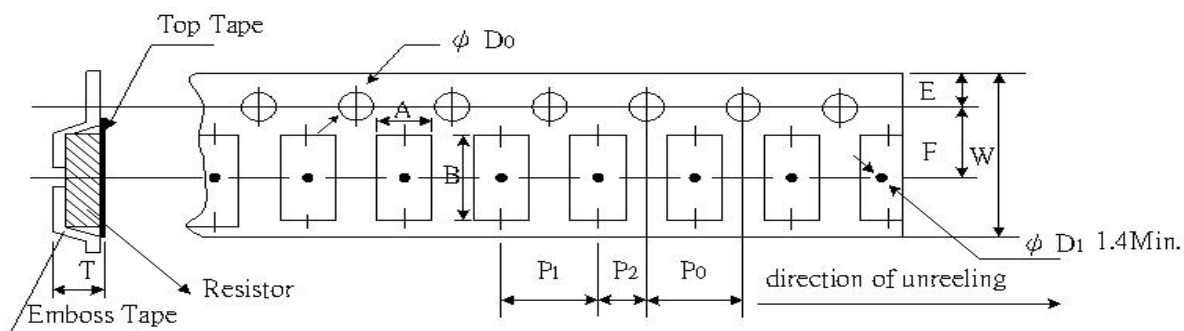


型号 Type	A (mm)	B (mm)	C (mm)	备注
2512	3.00±0.25	3.60±0.25	1.30±0.13	0M50 ~ R003
	1.80±0.25	3.60±0.25	3.80±0.13	R004 ~ R030

### ◆包装 Packaging

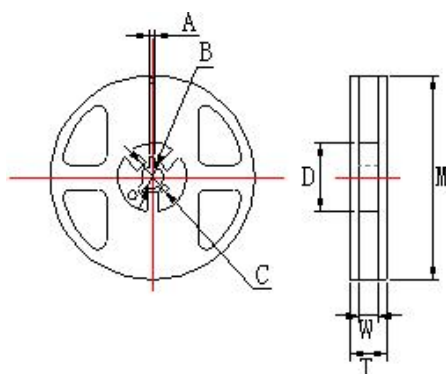
\* 适用于 2512 规格

For 2512:



型号 Type	A (mm)	B (mm)	W (mm)	E (mm)	F (mm)	P <sub>0</sub> (mm)	P <sub>1</sub> (mm)	P <sub>2</sub> (mm)	ØD <sub>0</sub> (mm)	T (mm)	Quantity (PCS)
2512	3.50±0.20	6.80±0.20	12.0±0.20	1.75±0.10	5.50±0.10	4.00±0.10	4.00±0.10	2.00±0.10	1.50±0.10	1.20±0.15	4000

\* 卷盘 Reel



单位 unit: mm

卷盘尺寸 Reel Type	型号 Type	M	W	T	A	B	C	D
7 英寸 7inch dia.Reel	2512	178±2.0	13.0±0.5	15.5±1.5	2.0±0.5	13.0±0.5	21.0±0.5	57.0±2.0

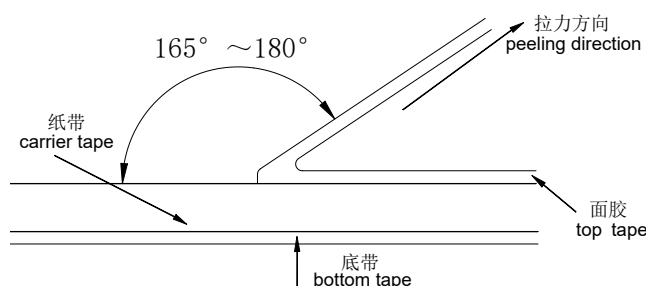
◆编带包装能力 Taping Ability

面带拉力 Top tape peel strength

面带拉力强度为 11g~70g (0.1N~0.7N)，速度：300mm/min, 经下列试验后不允许有破裂断带现象。

Peel strength is 11g~70g (0.1N~0.7N),with speed of 300mm/min,and should not have flash and tear after peeling.

测试方法 Test method:



电阻松动自如，无粘面胶带、底胶带现象。

Resistor is free, no sticking to top tape and bottom tape.

电阻易从纸带中取出，且晶片孔无机械损伤。

Resistor is easy to take out from carrier tape and chip hole have no mechanical damage.

◆包装数量 Packaging Quantity

包装方法 Packaging style	7 英寸 7inch dia.Reel
型号 Type	2512
数量 Quantity (pcs)	4000

◆储存方法 Storage method

温度 5℃~30℃，相对湿度 30%RH~70%RH。建议在符合上述储存条件下十二个月内使用。

T: 5℃~30℃, RH: 30%RH~70%RH. The products are suggested to be used within twelve months when received, and the storage condition mentioned above should be followed.

## ◆电流检测电阻阻值代码及标记规则

### Description for resistance Value Code and Marking of Current Sensing Thick Film Chip Resistor

#### \* 阻值代码 Resistance Value Code

所有电流检测电阻全尺寸统一采用四位数值代码表示。

All resistance value code of current sensing thick film chip resistor used four digits.

例 Example

MGN12XR001FTD

四位数值代码表示，如：R001=1mΩ

To use four digits codes represent resistance value, example R001=1mΩ

#### \* 标记 Marking

\*E-24 和 E-96 系列（2512 ≤ ±5%）：采用四位标记代码。

For (2512 ≤ ±5%), when resistance value belongs to E24 and E96 series, we suggest preferentially use four digits.

标记代码 Mark Code	阻值范围 Resistance Value	示例 Sample
0Mxx	R=0.5mΩ	0M50=0.5mΩ
R00x	1mΩ ≤ R ≤ 9mΩ	R001=1mΩ
R0xx	10mΩ ≤ R ≤ 30mΩ	R010=10mΩ

\*非 IEC 标准系列的电阻标记表示方法：一般以最接近 IEC E24 系列标称阻值的标记表示方法。

For the resistance values which don't belong to IEC serial, use the resistance of IEC serial which is most close to the required resistance of non-IEC serial for replacement.

\* 客户对标记有特殊要求时，则按照协商的结果印刷标记。

To get agreement by both party if there special requirement for the marking.

## ◆片式电阻器使用说明 Chip Resistor Instructions For Use

\* 本产品以下特殊环境下应用，性能可能会受到影响：

- 1、在各种类型的液体，包括水、油、化学品、有机溶剂的使用。
- 2、在户外直接暴露在阳光的地方，或在灰尘多的地方使用。
- 3、在产品暴露的地方，有海风或腐蚀性气体，包括氯气、硫化氢、氨气、二氧化硫、二氧化氮。
- 4、在产品暴露于静电或电磁波的地方使用。
- 5、在产生热量的部件、塑料线，或其他易燃物品附近使用。
- 6、在用树脂或其他涂层材料密封产品的情况下使用。
- 7、焊接后使用不洁焊料或使用水或水溶性清洗剂清洗产品。

\* Application of the products in a special environment can deteriorate product performance:

- 1、Use in various types of liquid, including water, oils, chemicals, and organic solvents.
- 2、Use outdoors where the products are exposed to direct sunlight, or in dusty places.
- 3、Use in places where the products are exposed to sea winds or corrosive gases, including Cl<sub>2</sub>, H<sub>2</sub>S, NH<sub>3</sub>, SO<sub>2</sub>, and NO<sub>2</sub> etc.
- 4、Use in places where the products are exposed to static electricity or electromagnetic waves.
- 5、Use in proximity to heat-producing components, plastic cords, or other flammable items.
- 6、Use involving sealing or coating the products with resin or other coating materials.
- 7、Use involving unclean solder or use of water or water-soluble cleaning agents for cleaning after soldering.

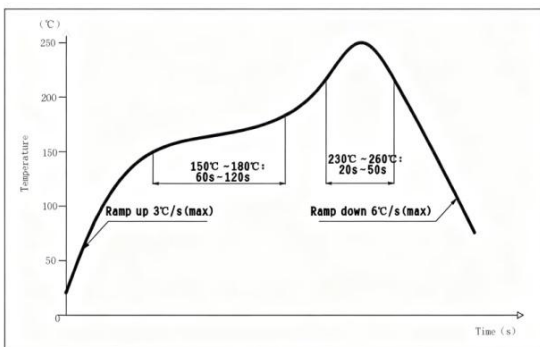
## ◆使用前的注意事项 Precautions on use of products

- 1、避免采用超过正常额定功率的功率，超过额定功率的稳态负载条件下可能会对产品性能和可靠性产生负面影响。
- 2、用镊子拿起产品时要小心，有可能会将保护或电阻体夹碎。
- 3、手动安装产品时，烙铁头勿触碰产品。
- 4、用于车载设备、医疗设备、航空设备以及其他涉及人身安全、或可能引起重大损失的设备上时，请务必事先与我公司联系。这些产品在这类用途中出现故障或失灵可能导致人身事故或严重损坏。

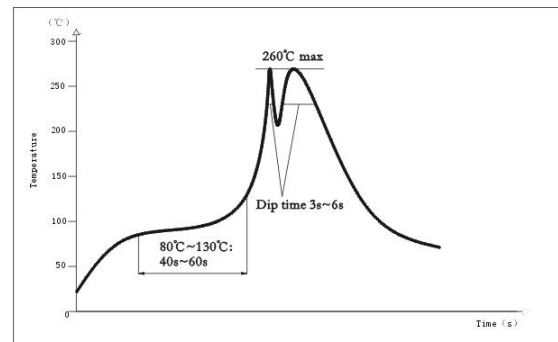
- 1、Avoid applying power exceeding normal rated power, exceeding the power rating under steady-state loading condition may negatively affect product performance and reliability.
- 2、Be careful when pick up the products with tweezers. There may be a care that the overcoat and / or the body can be chipped.
- 3、Soldering tip shall not touch the product when install product manually.
- 4、Contact our sales representatives before you use our products for applications including automotive, medical equipment and aerospace equipment. Malfunction or failure of the products in such applications may cause loss of human life or serious damage.

## ◆焊接 Soldering

\* 推荐的回流焊曲线 Recommended reflow profile



\* 推荐的波峰焊曲线 Recommended wave solder profile



\* 推荐的焊膏类型 Recommended solder alloy: 96.5Sn-3.0Ag-0.5Cu

**◆修改履历 Revision history**

版本 Version	日期 Date	修订内容 Change Description	修订确认 Checked by
I 5.0	2026-05-12	-新增 2512 11mΩ ~30mΩ 相关参数。 Add the related parameters for 2512 in the range of 11mΩ to 30mΩ 。 -修改 “额定值” 2512 0.5mΩ 的温度系数。 Ratings: revise the T.C.R of 2512 0.5mΩ 。	敖桂荣 Guirong Ao
I 4.0	2026-01-14	-新增 2512 0.5mΩ 阻值及相关参数。 Add the parameters of 2512 0.5mΩ type. -附录：修改回流焊曲线要求。 Appendix:Modify the requirements for the reflow soldering profile.	敖桂荣 Guirong Ao
I 3.0	2025-10-29	-修改可靠性测试方法部分试验方法的引用条款。 Modify the reference clauses of test methods in the section on reliability test methods.	何国强 Guoqiang He
V2.0	2025-09-04	-附录：修改贮存条件。 - Appendix: Modify the storage conditions.	刘瀚阳 Hanyang Liu
V1.0	2025-06-11	-原版 The original version	何国强 Guoqiang He

注：上述所提供之内容为产品规格说明。在产品未变更时，风华保有修改此内容不另行通知之所有权利，任何产品变更将会以 PCN 通知客户。

Remark:Information provided above is intended to indicate product specifications only. Fenghua reserves all the rights for revising this content without further notification, as long as products are unchanged. Any product change will be announced by PCN.